

Discontinuation Notice of certain cables for Safety Light Curtain F39-JCseries.

Product Discontinuation

Single-end Connector Cable

Model F39-JC[A series]

Double-end Connector Cable

Model F39-JC[B series]



Recommended Replacement

Single-end Connector Cable

Model F39-JD[A series]

Double-end Connector Cable

Model F39-JD[B series]

[Discontinuation date]

The end of March, 2015

[Caution on recommended replacement]

For correspondence to IEC standard, F39-JC series are integrated into F39-JDseries that the internal wiring color is changed from Green to Black.

[Difference from discontinued product]

Recommended replacement Model	Body Color	Dimensions	Wire connection	Mounting Dimensions	Characteristics	Operation ratings	Operation methods
F39-JD[A series]	**	**	*	-	**	-	-
F39-JD[B series]	**	**	*	-	**	-	-

** : Compatible

* : The change is a little/Almost compatible



-- : Not compatible

- : No corresponding specification

[Product Discontinuation and recommended replacement]

Product discontinuation	Recommended replacement
F39-JCR5A	Please contact a person in charge about recommended replacement.
F39-JC3A	F39-JD3A
F39-JC3A-D	F39-JD3A-D
F39-JC3A-L	F39-JD3A-L
F39-JC7A	F39-JD7A
F39-JC7A-D	F39-JD7A-D
F39-JC7A-L	F39-JD7A-L
F39-JC10A	F39-JD10A
F39-JC10A-D	F39-JD10A-D
F39-JC10A-L	F39-JD10A-L
F39-JC15A	F39-JD15A
F39-JC15A-D	F39-JD15A-D
F39-JC15A-L	F39-JD15A-L
F39-JC20A	F39-JD20A
F39-JCR2B	Please contact a person in charge about recommended replacement.
F39-JCR2B-D	Please contact a person in charge about recommended replacement.
F39-JCR2B-L	Please contact a person in charge about recommended replacement.
F39-JCR5B	F39-JDR5B
F39-JCR5B-D	F39-JDR5B-D
F39-JCR5B-L	F39-JDR5B-L
F39-JC1B	F39-JD1B
F39-JC1B-L	F39-JD1B-L
F39-JC3B	F39-JD3B
F39-JC3B-D	F39-JD3B-D
F39-JC3B-L	F39-JD3B-L
F39-JC5B	F39-JD5B
F39-JC5B-D	F39-JD5B-D
F39-JC5B-L	F39-JD5B-L
F39-JC7B	F39-JD7B
F39-JC7B-D	F39-JD7B-D
F39-JC7B-L	F39-JD7B-L
F39-JC10B	F39-JD10B
F39-JC10B-D	F39-JD10B-D
F39-JC10B-L	F39-JD10B-L
F39-JC15B	F39-JD15B
F39-JC15B-D	F39-JD15B-D
F39-JC15B-L	F39-JD15B-L
F39-JC20B	F39-JD20B
F39-JC30B	Please contact a person in charge about recommended replacement.
F39-JC40B	Please contact a person in charge about recommended replacement.

[Body color]

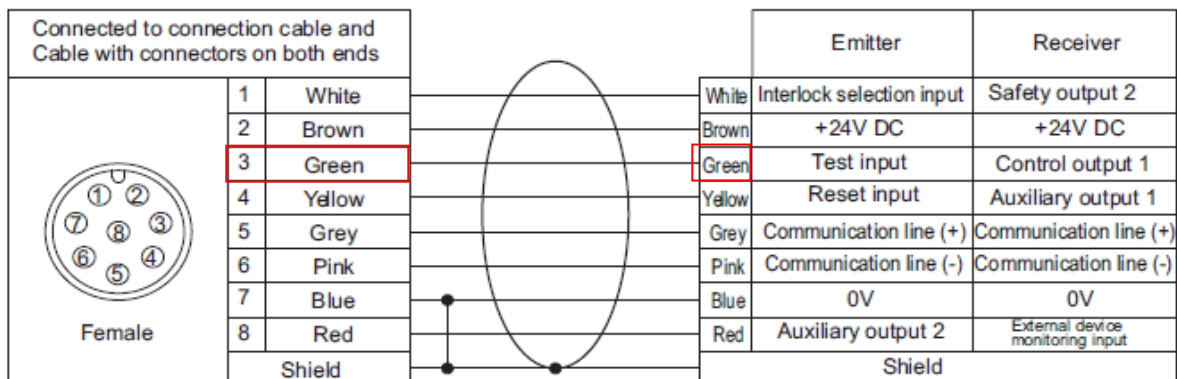
<p>Product discontinuation Model F39-JC series</p>	<p>Recommendable replacement Model F39-JD series</p>
<p>Brilliance of connector is sheeny. Cable colour Emitter Gray Receiver Black</p> 	<p>Brilliance of connector is mat. Cable colour Emitter Gray Receiver Black</p> 

[Wire connection]

**Product discontinuation
Model F39-JC series**

F39-JC[A]

The internal wiring color "Green" on Pin No. 3.

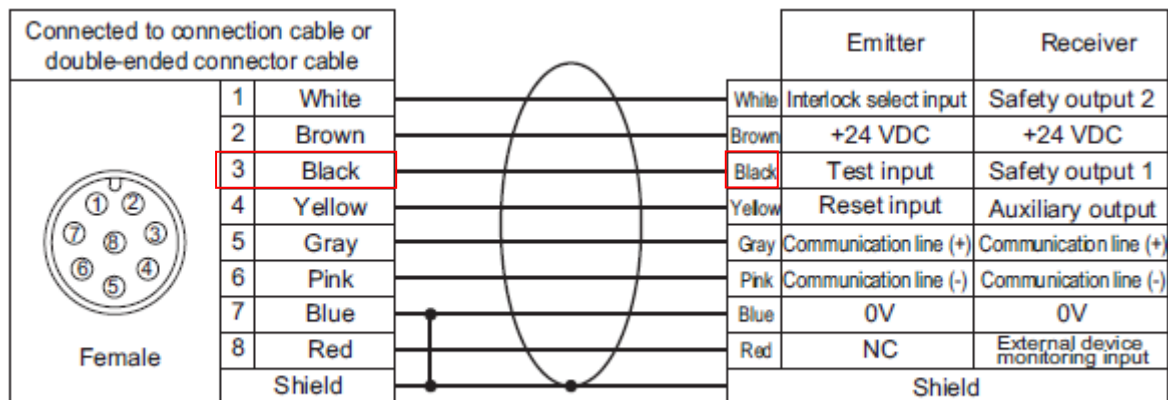


Twisted pair wires are white and red, brown and blue, green and yellow, and grey and pink

**Recommendable replacement
Model F39-JD series**

F39-JD[A]

The internal wiring color "Black" on Pin No. 3.

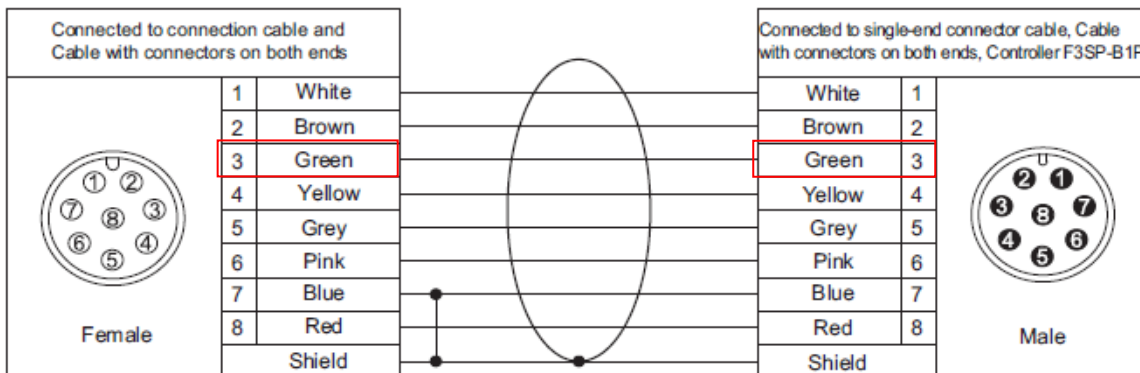


Twisted pair wires are white and red, brown and blue, black and yellow, and gray and pink

**Product discontinuation
Model F39-JC series**

F39-JC[B]

The internal wiring color "Green" on Pin No. 3.

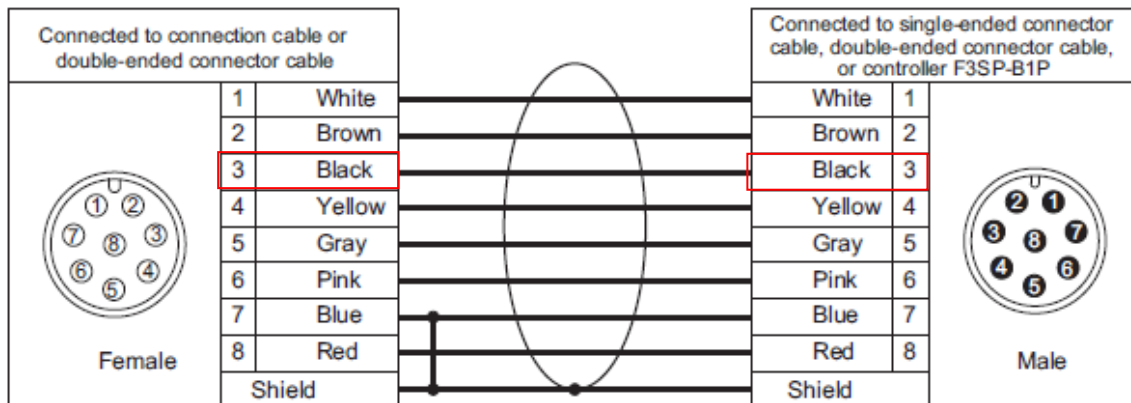


Twisted pair wires are white and red, brown and blue, green and yellow, and grey and pink

**Recommendable replacement
Model F39-JD series**

F39-JD[B]

The internal wiring color "Black" on Pin No. 3.



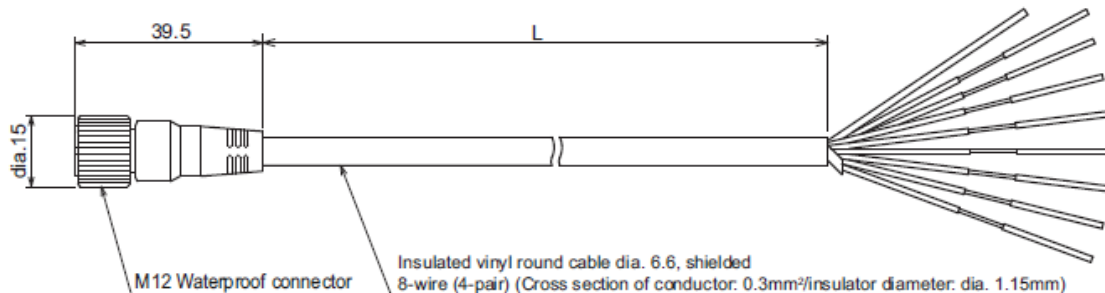
Twisted pair wires are white and red, brown and blue, black and yellow, and gray and pink

[Dimensions]

Product discontinuation Model F39-JC series	Recommendable replacement Model F39-JD series
--	--

F39-JC[A]/F39-JD[A]

The outline dimensions of F39-JC and F39-JD are same.

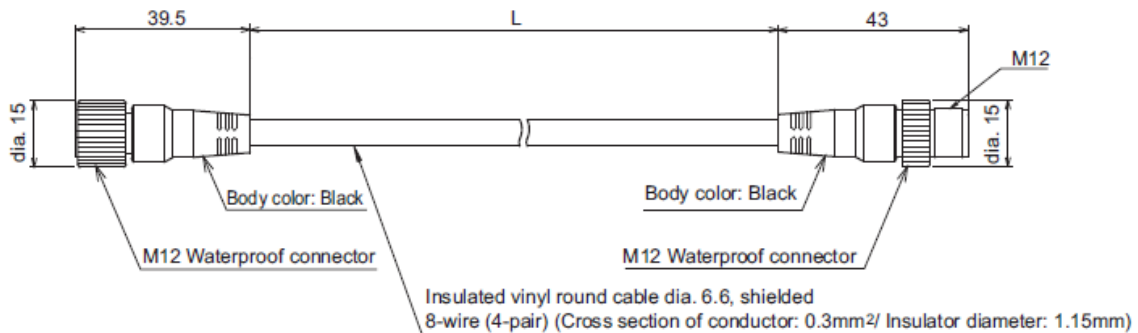


Set model name	For emitter	For receiver	Set model name	For emitter	For receiver
F39-JCR5A	---	---	Please contact a person in charge about recommended replacement.	Please contact a person in charge about recommended replacement.	Please contact a person in charge about recommended replacement.
F39-JC3A	F39-JC3A-L	F39-JC3A-D	F39-JD3A	F39-JD3A-L	F39-JD3A-D
F39-JC7A	F39-JC7A-L	F39-JC7A-D	F39-JD7A	F39-JD7A-L	F39-JD7A-D
F39-JC10A	F39-JC10A-L	F39-JC10A-D	F39-JD10A	F39-JD10A-L	F39-JD10A-D
F39-JC15A	F39-JC15A-L	F39-JC15A-D	F39-JD15A	F39-JD15A-L	F39-JD15A-D
F39-JC20A	---	---	F39-JD20A	Please contact a person in charge about recommended replacement.	Please contact a person in charge about recommended replacement.

Product discontinuation Model F39-JC series	Recommendable replacement Model F39-JD series
--	--

F39-JC[B]/F39-JD[B]

The outline dimensions of F39-JC and F39-JD are same.



Set model name	For emitter	For receiver	Set model name	For emitter	For receiver
F39-JCR2B	F39-JCR2B-L	F39-JCR2B-D	Please contact a person in charge about recommended replacement.	Please contact a person in charge about recommended replacement.	Please contact a person in charge about recommended replacement.
F39-JCR5B	F39-JCR5B-L	F39-JCR5B-D	F39-JDR5B	F39-JDR5B-L	F39-JDR5B-D
F39-JC1B	F39-JC1B	---	F39-JC1B	F39-JC1B	---
F39-JC3B	F39-JC3B-L	F39-JC3B-D	F39-JD3B	F39-JD3B-L	F39-JD3B-D
F39-JC5B	F39-JC5B-L	F39-JC5B-D	F39-JD5B	F39-JD5B-L	F39-JD5B-D
F39-JC7B	F39-JC7B-L	F39-JC7B-D	F39-JD7B	F39-JD7B-L	F39-JD7B-D
F39-JC10B	F39-JC10B-L	F39-JC10B-D	F39-JD10B	F39-JD10B-L	F39-JD10B-D
F39-JC15B	F39-JC15B-L	F39-JC15B-D	F39-JD15B	F39-JD15B-L	F39-JD15B-D
F39-JC20B	---	---	F39-JD20B	Please contact a person in charge about recommended replacement.	Please contact a person in charge about recommended replacement.
F39-JC30B	---	---	Please contact a person in charge about recommended replacement.	Please contact a person in charge about recommended replacement.	Please contact a person in charge about recommended replacement.
F39-JC40B	---	---	Please contact a person in charge about recommended replacement.	Please contact a person in charge about recommended replacement.	Please contact a person in charge about recommended replacement.

[Characteristics]

Item	Product discontinuation Model F39-JC series	Recommendable replacement Model F39-JD series
Materials / Finishing		
Insert	Synthetic resin (UL 94 V-0) / Black	Synthetic resin (UL 94 V-0) / Black
Contacts	Brass / Under plating: Nickel Over plating: Gold	Brass / Under plating: Nickel Over plating: Gold
Coupling	Brass / Nickel plating	Brass / Nickel plating
Cover	PBT (UL 94 V-0) / Black	PBT (UL 94 V-0) / Black
Cable		
Type (Manufacturer)	20276 4PX22AWG (ONAMBA CO., LTD.) Gray / Black	CL2 20276 4PX22AWG (TAIYOCABLE) Gray / Black
Composition of cores	22AWG (13/0.18)	22AWG (17/0.16TAY)
Color of cores	Blue, Brown, White, Red, Gray, Pink, Green, Yellow	Blue, Brown, White, Red, Gray, Pink, Black, Yellow
External diameter	6.6 mm dia.	6.6 mm dia.
Color of sheathe	Black (For Receiver) / Gray (For Emitter)	Black (For Receiver) / Gray (For Emitter)
Electrical characteristics		
Rated current	1.5 A (Minimum current: 10 micro A, 5 VDC)	1.5 A (Minimum current: 10 micro A, 5 VDC)
Rated voltage	30 VDC	30 VDC
Contact resistance (Connector)	40 milli-ohm max. (at 20 mVDC max., 100 mA max.)	40 milli-ohm max. (at 20 mVDC max., 100 mA max.)
Insulation resistance	1000 Mohm min. (at 500 VDC)	1000 Mohm min. (at 500 VDC)
Withstanding Voltage (Connector)	1000 VAC for 60 sec.	1000 VAC for 60 sec.
Mechanical characteristics		
Protection Mode	IEC IP67	IEC IP67
Insertion / Withdrawal Durability	200 times	200 times
Cable Keep Force	98N / 15 sec.	98N / 15 sec.
Vibration	10 to 2000 Hz Amplitude 1.52 mm or 98 m/s ² . During vibration, no contact interruption shall occur 1 micro-sec or more.	10 to 2000 Hz Amplitude 1.52 mm or 98 m/s ² . During vibration, no contact interruption shall occur 1 micro-sec or more.

Specifications and prices in this product news are as of the issue date and are subject to change without notice. Only main changes in specifications are described in this document. Please be sure to read the relevant catalogs, datasheets, product specifications, instructions, and manuals for precautions and necessary information when using products.